

Hommes Juniors

Men Juniors

Compétition I: Qualifications

Compétition I: Qualification







Time: 14:40

Date: 25-04-2002

Page: 1

CLASSEMENT INTERMEDIAIRE APRES SUBDIVISION 2 DE 3

INTERMEDIATE RESULTS AFTER SUBDIVISION 2 OF 3

Rang	Num	Nom	Prénom	Féd							TOTAL
Rank	Num	Name	Firstname	Fed							
1.	171	BENKO	Alexander	SVK	8.575	9.112	8.412	8.925	8.400	8.400	51.824
2.	48	KONECNY	Martin	CZE	8.550	8.075	7.575	9.412	8.862	9.275	51.749
3.	36	UDE	Filip	CRO	8.962	8.775	7.675	9.237	8.537	7.950	51.136
4.	161	DIMIC	Alen	SLO	7.825	8.387	7.975	9.100	8.550	8.637	50.474
5.	131	WAMMES	Jeffrey	NED	8.937	7.350	8.125	9.287	8.475	8.250	50.424
6.	141	HULBOJ	Kamil	POL	8.425	8.412	7.887	8.987	8.175	8.537	50.423
7.	91	HETROVICS	Marcell	HUN	7.700	8.212	8.425	8.950	8.537	8.050	49.874
8.	121	PALGEN	Sascha	LUX	8.150	7.775	8.062	9.225	7.850	8.500	49.562
9.	142	MUCHORSKI	Krzysztof	POL	8.300	8.137	7.850	8.650	8.350	8.187	49.474
10.	37	MARKOVIC	Tomislav	CRO	8.462	7.425	7.812	8.550	8.175	8.500	48.924
11.	11	RAUSCHER	Mario	AUT	6.975	8.100	7.700	8.462	8.175	8.650	48.062
12.	61	SIMOLA	Janne	FIN	7.825	8.712	6.425	8.812	7.675	8.100	47.549
13.	21	DEMUYNCK	Maartkin	BEL	8.462	7.037	7.312	8.437	7.850	7.900	46.998
14.	172	PIASECKY	Samuel	SVK	8.200	7.262	6.175	8.762	7.700	8.387	46.486
15.	22	CLOSE	Michael	BEL	8.375	7.975	7.412	8.812	7.925	5.850	46.349
16.	181	ZORBA	Cumhur	TUR	7.700	8.137	6.700	8.562	7.625	7.625	46.349
17.	52	VAMMEN	Helge	DEN	8.150	7.987	6.712	8.812	6.400	7.800	45.861
18.	31	MARKOV	Aleksandar	BUL	8.325	6.975	6.962	8.225	7.550	6.950	44.987
19.	12	BOSH	Sebastian	AUT	7.825	7.000	6.887	8.237	7.575	7.025	44.549
20.	51	RASMUSSEN	Henrik	DEN	7.675	6.625	6.700	8.537	6.350	8.075	43.962
21.	147	GRACA	Bernardo	POR	7.875	6.200	6.125	8.450	7.800	7.475	43.925
22.	96	KRISTMANSSON	Viktor	ISL	7.525	6.925	6.537	8.212	7.550	7.125	43.874
23.	182	TAKMAZ	Ekin	TUR	7.525	6.875	6.987	7.900	6.950	7.025	43.262
24.	183	KAZANK	Yusuf	TUR	7.300	5.812	6.887	8.000	7.750	6.400	42.149
25.	136	SAMUELSEN	Tore	NOR	7.400	4.050	7.887	8.312	7.475	6.575	41.699
26.	191	ANTIC	Aca	YUG	7.800	6.600	6.150	8.237	6.850	6.050	41.687
27.	92	HORVATH	Csaba	HUN		8.337	7.937	8.462	8.375	8.450	41.561
28.	38	SELIGMAN	Robert	CRO	8.325	8.550	7.750	8.425	7.700		40.750
29.	149	SILVA	Edmundo	POR		6.975	8.112	8.425	8.025	7.775	39.312
30.	34	MILANOV	Tonislav	BUL	8.250	7.187		8.512	7.300	7.875	39.124
31.	2	MUHAMETAJ	Shkelqim	ALB	7.050	5.000	5.250	8.412	7.225	5.350	38.287
32.	148	BOTTO	Joao	POR	6.750	4.050	7.175	8.412	5.900	5.675	37.962
33.	64	LEMPIAINEN	Juha	FIN	7.975	6.562	7.825		7.425	7.200	36.987
34.	93	SZILAGYI	Andras	HUN	8.350			8.475	8.025	8.387	33.237
35.	126	NAUMOVSKI	Orce	MKD	5.825	4.050	4.650	7.687	5.750	5.250	33.212
36.	47	CADA	Martin	CZE		8.000	7.750		8.025	8.362	32.137
37.	135	ZONDERLAND	Epke	NED		8.100	7.462		8.350	8.125	32.037
38.	50	RAZIM	Lukas	CZE	7.775			8.362	7.350	8.325	31.812
39.	165	SULJIC	Ernes	SLO	7.825			8.300	7.075	6.325	29.525
40.	1	HASA	Alon	ALB	6.200	4.725	5.000	7.500	5.700	0.000	29.125

LONGINES

Hommes Juniors

Men Juniors

Compétition I: Qualifications

Compétition I: Qualification







Time: 14:40

Date: 25-04-2002

Page: 2

CLASSEMENT INTERMEDIAIRE APRES SUBDIVISION 2 DE 3

INTERMEDIATE RESULTS AFTER SUBDIVISION 2 OF 3

Rang	Num	Nom	Prénom	Féd							TOTAL
Rank	Num	Name	Firstname	Fed							
41.	100	THOROLFSSON	Anton	ISL	7.100	6.550			5.275	7.075	26.000
42.	143	LIS	Przemyslaw	POL				9.025	8.450	8.375	25.850
43.	133	DUSSELDORP	Mike	NED	8.125	7.625		8.475			24.225
44.	46	PLSEK	Jakub	CZE	7.750		7.725	8.675			24.150
45.	162	DIMIC	Mario	SLO	8.075	8.212	7.650				23.937
46.	164	RUTAR	Klemen	SLO			6.912		8.225	8.100	23.237
47.	132	ZONDERLAND	Johan	NED			7.625		7.925	7.675	23.225
48.	13	GASTEIGER	Arno	AUT	7.700			7.937		7.500	23.137
49.	32	TANKOUCHEV	Ivan	BUL				8.275	7.425	7.325	23.025
50.	63	MAJAMAKI	Anssi	FIN		7.125		8.387	6.075		21.587
51.	99	SIGTHORSSON	Gretar	ISL	7.625		5.100	8.750			21.475
52.	54	HANSEN	Mathias	DEN			6.562	8.325	6.000		20.887
53.	98	VALGEIRSSON	Jonas	ISL			5.650		6.550	6.375	18.575
54.	23	LEYS	Roel	BEL	7.975			8.912			16.887
55.	163	BERTONCELJ	Saso	SLO		8.325		8.537			16.862
56.	134	BUTTER	Mark	NED	7.800			8.475			16.275
57.	95	BERNATH	Imre	HUN	8.200		7.800				16.000
58.	24	VAN DE GUCHT	Erik	BEL			7.950		7.975		15.925
59.	62	KILPI	Iiro	FIN			7.825			8.075	15.900
60.	144	LYSZCZARZ	Marek	POL	8.400		7.425				15.825
61.	65	TUOMELA	Toni	FIN	7.175			8.375			15.550
62.	25	VAN DER PERRE	Yoon	BEL		7.287				7.825	15.112
63.	33	KUYUMDZHIEV	Bogomil	BUL	7.400		7.550				14.950
64.	14	MAYER	Stefan	AUT			6.825		7.975		14.800
65.	35	STEFANOV	Slavi	BUL		7.350	6.425				13.775
66.	97	SIGURDSSON	Gunnar	ISL		5.525		7.875			13.400
67.	53	HELENIUS	Morten	DEN		4.250				5.575	9.825
68.	94	BERKI	Krisztian	HUN		9.287					9.287
69.	145	SKWARCZYNSKI	Tobiasz	POL		8.300					8.300
70.	39	BREZ	Marko	CRO						8.200	8.200
71.	146	VALE	Tiago	POR	7.875						7.875
72.	55	JOHANSEN	Thomas	DEN	7.850						7.850
73.	49	KRATOCHVIL	Rene	CZE		7.312					7.312
74.	15	WUESTNER	Lukas	AUT		5.575					5.575

LONGINES