















## Team Results

Rank	Name	NOC Code													SJ Pen	Total
			D E	Total Rk. Pen.	D E	Total Rk. Pen.	D E	Total Rk. Pen.	D E	Total Rk. Pen.	D E	Total Rk. Pen.	D E	Total Rk. Pen.		
1	<b>Great Britain</b>	GBR	<b>25.500</b>		<b>26.700</b>		<b>26.050</b>		<b>28.550</b>		<b>26.950</b>		<b>25.500</b>			<b>159.250</b>
	NISCOVEANU Alex		4.8	13.400 <b>4</b>	4.7	13.300 <b>8</b>	4.3	12.950 <b>13</b>								<b>39.650</b>
	RUSHWORTH Jonas		4.3	12.100 <b>42</b>	4.5	13.400 <b>7</b>	3.9	13.100 <b>3</b>	4.8	14.200 <b>4</b>	4.9	13.650 <b>2</b>	4.1	12.800 <b>10</b>		<b>79.250</b>
	SCOTT Sol		7.900	0.100	8.900		9.200		9.400		8.750		8.700			<b>40.350</b>
								4.8	14.350 <b>2</b>	4.2	13.300 <b>4</b>	3.8	12.700 <b>14</b>			
								9.550		9.100		8.900				
2	<b>Italy</b>	ITA	<b>26.450</b>		<b>25.550</b>		<b>26.250</b>		<b>28.650</b>		<b>25.100</b>		<b>26.300</b>			<b>158.300</b>
	BERETTERA Manuel		5.0	12.800 <b>22</b>	4.4	12.750 <b>14</b>			4.8	13.950 <b>10</b>			4.4	13.200 <b>2</b>		<b>52.700</b>
									9.250	0.100			8.800			
	BRUGNAMI Tommaso		5.0	13.650 <b>1</b>			4.3	13.100 <b>5</b>	5.2	14.700 <b>1</b>	4.1	12.850 <b>15</b>				<b>54.300</b>
									9.500		8.750					
	VAZZOLA Diego				4.5	12.800 <b>13</b>	4.1	13.150 <b>2</b>			4.7	12.250 <b>38</b>	4.1	13.100 <b>5</b>		<b>51.300</b>
					8.300		9.050				7.550		9.000			
3	<b>Armenia</b>	ARM	<b>26.200</b>		<b>27.650</b>		<b>26.750</b>		<b>26.450</b>		<b>24.800</b>		<b>24.650</b>			<b>156.500</b>
	GYULUMYAN Robert		4.5	13.250 <b>5</b>					4.0	13.150 <b>30</b>						<b>26.400</b>
									9.150							
	KHACHATRYAN Mamikon		4.0	12.950 <b>15</b>	5.4	14.150 <b>3</b>	3.9	13.050 <b>7</b>	4.0	13.300 <b>24</b>	3.9	12.800 <b>19</b>	3.4	12.400 <b>21</b>		<b>78.650</b>
									9.300		8.900		9.000			
	MANUKYAN Hamlet				5.2	13.500 <b>6</b>	4.4	13.700 <b>1</b>			4.3	12.000 <b>56</b>	3.3	12.250 <b>27</b>		<b>51.450</b>
					8.300		9.300				7.700		8.950			









## Team Results

Rank	Name	NOC Code													SJ Pen	Total
			D E	Total Rk. Pen.	D E	Total Rk. Pen.	D E	Total Rk. Pen.	D E	Total Rk. Pen.	D E	Total Rk. Pen.	D E	Total Rk. Pen.		
4	<b>France</b>	FRA	<b>27.050</b>		<b>25.050</b>		<b>25.750</b>		<b>27.950</b>		<b>24.900</b>		<b>25.700</b>			<b>156.400</b>
	MANSARD Anthony		5.0 8.550	13.550 2	3.6 7.800	11.400 49	4.4 8.700	13.100 6	5.2 8.850	13.950 13	0.100	4.4 7.500	11.900 60	4.7 8.750	13.450 1	<b>77.350</b>
	SAKOUHI Nael					4.2 8.450	12.650 25	4.8 9.300	14.000 8	0.100	4.1 8.900	13.000 9				<b>39.650</b>
	BRECHE Elias		4.5 9.000	13.500 3	4.7 8.950	13.650 4							4.2 8.050	12.250 28		<b>39.400</b>
5	<b>Germany</b>	GER	<b>25.050</b>		<b>25.950</b>		<b>25.600</b>		<b>27.200</b>		<b>26.400</b>		<b>25.600</b>			<b>155.800</b>
	EDER Jonas		4.2 8.050	12.250 38	4.8 8.450	13.250 9	4.0 8.700	12.700 21	4.8 8.800	13.600 18	4.5 9.150	13.650 1				<b>65.450</b>
	GLAESER Maximilian Valنتين							4.8 8.800	13.600 18			3.7 9.000	12.700 13			<b>26.300</b>
	OEZTUERK Mert		4.2 8.600	12.800 19	4.1 8.600	12.700 16	3.9 9.000	12.900 14			4.3 8.450	12.750 22	4.2 8.700	12.900 8		<b>64.050</b>
6	<b>Spain</b>	ESP	<b>25.650</b>		<b>24.250</b>		<b>25.150</b>		<b>27.400</b>		<b>26.300</b>		<b>25.800</b>			<b>154.550</b>
	GIRALDEZ PEREZ Alvaro		4.8 7.750	12.550 27	3.8 8.400	12.200 26	4.0 8.550	12.550 31			4.6 8.700	13.300 5	4.0 8.900	12.900 7		<b>63.500</b>
	GOMEZ FLORES Aitor					4.4 8.200	12.600 30	4.0 9.250	13.250 26							<b>25.850</b>
	KOVACS MOLCUT Sergio David		4.8 8.300	13.100 10	3.8 8.250	12.050 30			4.8 9.350	14.150 5	4.1 8.900	13.000 9	3.9 9.000	12.900 6		<b>65.200</b>









## Team Results

Rank	Name	NOC Code													SJ Pen	Total
			D E	Total Rk. Pen.	D E	Total Rk. Pen.	D E	Total Rk. Pen.	D E	Total Rk. Pen.	D E	Total Rk. Pen.	D E	Total Rk. Pen.		
<b>7</b>	<b>Hungary</b>	HUN	<b>25.150</b>		<b>24.600</b>		<b>25.700</b>		<b>27.500</b>		<b>25.750</b>		<b>25.600</b>			<b>154.300</b>
	KIS Dominik Csaba		4.1	12.700 <b>23</b>	4.0	12.400 <b>20</b>	3.9	12.700 <b>20</b>	4.0	13.450 <b>22</b>						<b>51.250</b>
	ZAMBORI Zala Samu		4.2	12.450 <b>30</b>			4.2	13.000 <b>10</b>	4.8	14.050 <b>6</b>	4.0	12.900 <b>12</b>	4.5	13.200 <b>3</b>		<b>65.600</b>
	BOGYO Daniel Tamas		8.600	0.100			8.800		9.250			8.900	8.700			<b>37.450</b>
					3.9	12.200 <b>27</b>					3.7	12.850 <b>14</b>	3.5	12.400 <b>22</b>		
					8.300						9.150	8.900				
<b>8</b>	<b>Netherlands</b>	NED	<b>26.000</b>		<b>24.300</b>		<b>25.900</b>		<b>27.100</b>		<b>25.400</b>		<b>25.100</b>			<b>153.800</b>
	ENSER Aaron		4.7	13.100 <b>9</b>					5.2	13.900 <b>14</b>						<b>27.000</b>
	ATHERTON Leon		8.500	0.100			8.800	0.100								
	KESER Cas		4.6	12.900 <b>17</b>	4.5	12.000 <b>33</b>	4.0	12.800 <b>17</b>	4.0	13.200 <b>28</b>	4.4	12.850 <b>17</b>	4.2	12.550 <b>18</b>		<b>76.300</b>
			8.300		7.500		8.800		9.200		8.450	8.350				
					3.8	12.300 <b>24</b>	4.2	13.100 <b>4</b>			4.2	12.550 <b>28</b>	4.0	12.550 <b>17</b>		<b>50.500</b>
					8.500		8.900				8.350	8.550				
<b>9</b>	<b>Austria</b>	AUT	<b>25.000</b>		<b>23.950</b>		<b>25.750</b>		<b>27.950</b>		<b>25.300</b>		<b>25.400</b>			<b>153.350</b>
	SCHWAIGER Alfred				4.5	11.700 <b>43</b>	4.1	12.750 <b>19</b>			4.2	12.700 <b>24</b>	4.0	12.800 <b>9</b>		<b>49.950</b>
	LINDPOINTNER Vincent				7.200		8.650			8.500		8.800				
	FRAISL Mateo Elija		4.3	13.100 <b>8</b>			4.4	13.000 <b>11</b>	4.8	14.000 <b>9</b>		3.5	12.600 <b>15</b>		<b>52.700</b>	
			8.800				8.600		9.200			9.100				
			4.5	11.900 <b>50</b>	4.3	12.250 <b>25</b>			4.8	13.950 <b>10</b>	4.4	12.600 <b>25</b>				<b>50.700</b>
			7.400		7.950				9.250	0.100	8.200					









## Team Results

Rank	Name	NOC Code													SJ Pen	Total
			D E	Total Rk. Pen.	D E	Total Rk. Pen.	D E	Total Rk. Pen.	D E	Total Rk. Pen.	D E	Total Rk. Pen.	D E	Total Rk. Pen.		
10	<b>Ukraine</b>	UKR	<b>24.250</b>		<b>23.600</b>		<b>25.950</b>		<b>26.150</b>		<b>26.650</b>		<b>25.950</b>			<b>152.550</b>
	SHVED Sviatoslav		4.2 7.850	12.050 <b>44</b>			4.2 8.750	12.950 <b>12</b>			4.5 8.600	13.100 <b>8</b>				<b>38.100</b>
	RUDYI Ivan		4.3 7.900	12.200 <b>39</b>	4.9 7.450	12.350 <b>23</b>	4.1 8.900	13.000 <b>8</b>	4.0 9.050	12.950 <b>38</b>	4.7 8.850	13.550 <b>3</b>	4.6 8.550	13.150 <b>4</b>		<b>77.200</b>
	YEMELIANOV Yurii				4.2 7.050	11.250 <b>55</b>			4.0 9.200	13.200 <b>28</b>			4.4 8.400	12.800 <b>11</b>		<b>37.250</b>
11	<b>Switzerland</b>	SUI	<b>26.200</b>		<b>23.800</b>		<b>25.500</b>		<b>27.400</b>		<b>25.050</b>		<b>24.500</b>			<b>152.450</b>
	ATEYEH Omar		4.5 8.500	13.000 <b>13</b>	5.0 6.850	11.850 <b>39</b>	4.1 8.800	12.900 <b>15</b>	4.8 8.850	13.550 <b>20</b>	4.0 8.150	12.150 <b>43</b>	3.8 8.350	12.150 <b>31</b>		<b>75.600</b>
	PONZIO Damiano															<b>0.000</b>
	RIESCO Carlo Mario		4.6 8.600	13.200 <b>6</b>	3.9 8.050	11.950 <b>34</b>	4.1 8.500	12.600 <b>28</b>	4.8 9.050	13.850 <b>15</b>	4.1 8.800	12.900 <b>13</b>	4.1 8.250	12.350 <b>25</b>		<b>76.850</b>
12	<b>Türkiye</b>	TUR	<b>25.950</b>		<b>24.800</b>		<b>25.050</b>		<b>27.150</b>		<b>24.900</b>		<b>24.550</b>			<b>152.400</b>
	AVCI Alperen Ege		4.6 8.400	13.000 <b>14</b>	3.9 8.500	12.400 <b>19</b>	4.0 8.650	12.650 <b>23</b>	4.8 9.500	14.300 <b>3</b>						<b>52.350</b>
	KARTIN Metehan		4.7 8.250	12.950 <b>16</b>			4.0 8.400	12.400 <b>37</b>			4.1 8.650	12.750 <b>21</b>	3.4 9.050	12.450 <b>20</b>		<b>50.550</b>
	SEN Deniz				4.5 7.900	12.400 <b>21</b>			4.0 8.850	12.850 <b>46</b>	3.1 9.050	12.150 <b>40</b>	3.3 8.800	12.100 <b>32</b>		<b>49.500</b>









## Team Results

Rank	Name	NOC Code													SJ Pen	Total
			D E	Total Rk. Pen.	D E	Total Rk. Pen.	D E	Total Rk. Pen.	D E	Total Rk. Pen.	D E	Total Rk. Pen.	D E	Total Rk. Pen.		
13	<b>Romania</b>	ROU	<b>24.950</b>		<b>24.200</b>		<b>25.050</b>		<b>27.450</b>		<b>25.600</b>		<b>24.650</b>			<b>151.900</b>
	PUICEA David		4.5 7.950	12.450 <b>31</b>	4.2 7.950	12.150 <b>29</b>	3.9 8.500	12.400 <b>35</b>	4.4 9.000	13.400 <b>23</b>	4.5 8.350	12.850 <b>18</b>	4.3 7.950	12.250 <b>29</b>		<b>75.500</b>
	MIHAI Iustin					4.0 8.650	12.650 <b>23</b>	4.8 9.250	14.050 <b>6</b>	4.4 8.350	12.750 <b>23</b>	4.2 8.200	12.400 <b>23</b>		<b>51.850</b>	
	BORCA Flavius		5.0 7.600	12.500 <b>28</b>	4.1 7.950	12.050 <b>32</b>										<b>24.550</b>
14	<b>Belgium</b>	BEL	<b>25.900</b>		<b>25.550</b>		<b>25.000</b>		<b>26.500</b>		<b>25.250</b>		<b>23.650</b>			<b>151.850</b>
	SCHEPERS Kyano		4.6 8.200	12.800 <b>21</b>	4.3 8.750	13.050 <b>10</b>	3.9 8.500	12.400 <b>35</b>	4.0 8.900	12.800 <b>49</b>	4.6 8.550	13.150 <b>7</b>	4.3 7.550	11.850 <b>41</b>		<b>76.050</b>
	TOURNICOURT Victor		4.9 8.200	13.100 <b>11</b>					4.8 8.900	13.700 <b>17</b>	3.9 8.200	12.100 <b>49</b>	3.4 8.400	11.800 <b>42</b>		<b>50.700</b>
	VAN KAMPEN Fynn				4.0 8.500	12.500 <b>18</b>	4.1 8.500	12.600 <b>28</b>								<b>25.100</b>
15	<b>Bulgaria</b>	BUL	<b>24.800</b>		<b>25.700</b>		<b>25.650</b>		<b>24.600</b>		<b>25.750</b>		<b>24.100</b>			<b>150.600</b>
	IVANOV David		4.5 7.950	12.450 <b>31</b>	5.7 8.550	14.250 <b>1</b>	4.2 8.450	12.650 <b>25</b>			4.8 7.700	12.500 <b>29</b>	3.4 8.600	12.000 <b>35</b>		<b>63.850</b>
	IVANOV Yoan		4.6 7.750	12.350 <b>37</b>	4.4 7.050	11.450 <b>48</b>	4.1 8.900	13.000 <b>8</b>	4.8 7.750	12.450 <b>59</b>	4.9 8.350	13.250 <b>6</b>	4.1 8.000	12.100 <b>34</b>		<b>74.600</b>
	STANOEV Lyubomir								4.8 7.650	12.150 <b>65</b>						<b>12.150</b>









## Team Results

Rank	Name	NOC Code													SJ Pen	Total
			D E	Total Rk. Pen.	D E	Total Rk. Pen.	D E	Total Rk. Pen.	D E	Total Rk. Pen.	D E	Total Rk. Pen.	D E	Total Rk. Pen.		
16	<b>Norway</b>	NOR	<b>25.450</b>		<b>23.750</b>		<b>24.000</b>		<b>26.100</b>		<b>24.200</b>		<b>24.150</b>			<b>147.650</b>
	MALTSEV Ivan		4.0 8.450	12.450 <b>29</b>	3.2 8.650	11.850 <b>38</b>	3.9 8.300	12.200 <b>41</b>	4.0 9.300	13.200 <b>27</b>	3.3 8.850	12.150 <b>42</b>	3.7 8.500	12.200 <b>30</b>		<b>74.050</b>
	BERNTSEN Kasper		4.1 8.900	13.000 <b>12</b>			3.4 8.400	11.800 <b>47</b>	4.0 8.900	12.900 <b>42</b>	3.2 8.850	12.050 <b>50</b>	3.6 8.350	11.950 <b>38</b>		<b>61.700</b>
	LIESKE Phillip Sandviken				3.2 8.700	11.900 <b>35</b>										<b>11.900</b>
17	<b>Sweden</b>	SWE	<b>25.150</b>		<b>23.950</b>		<b>22.600</b>		<b>25.800</b>		<b>25.000</b>		<b>23.850</b>			<b>146.350</b>
	ALTARAC Viggo		3.7 8.600	12.000 <b>45</b>	3.8 8.100	11.900 <b>36</b>					3.8 8.950	12.750 <b>20</b>	3.8 8.800	12.600 <b>16</b>		<b>49.250</b>
	LEWANDOWSKI Oliver		4.3 8.850	13.150 <b>7</b>	3.8 8.250	12.050 <b>30</b>	3.3 8.100	11.400 <b>58</b>	4.0 9.000	12.900 <b>41</b>	3.0 9.250	12.250 <b>35</b>				<b>61.750</b>
	CARMINGER Jasper						2.9 8.600	11.200 <b>62</b>	4.0 8.900	12.900 <b>42</b>			3.0 8.250	11.250 <b>51</b>		<b>35.350</b>
18	<b>Czechia</b>	CZE	<b>22.650</b>		<b>23.450</b>		<b>23.400</b>		<b>25.850</b>		<b>24.550</b>		<b>24.050</b>			<b>143.950</b>
	KALINIC Tomas		4.0 7.550	11.550 <b>58</b>	3.7 8.100	11.800 <b>40</b>	3.8 7.500	11.300 <b>61</b>	4.0 8.050	12.050 <b>66</b>	3.6 8.650	12.250 <b>37</b>	3.6 8.500	12.100 <b>33</b>		<b>71.050</b>
	DANEK Jonas		4.5 6.900	11.100 <b>72</b>	3.8 7.850	11.650 <b>44</b>	3.8 8.300	12.100 <b>44</b>	4.8 9.100	13.800 <b>16</b>	3.1 9.200	12.300 <b>33</b>	3.3 8.650	11.950 <b>37</b>		<b>72.900</b>









## Team Results

Rank	Name	NOC Code													SJ Pen	Total
			D E	Total Rk. Pen.	D E	Total Rk. Pen.	D E	Total Rk. Pen.	D E	Total Rk. Pen.	D E	Total Rk. Pen.	D E	Total Rk. Pen.		
19	<b>Cyprus</b>	CYP	<b>23.050</b>		<b>23.200</b>		<b>24.900</b>		<b>25.050</b>		<b>24.450</b>		<b>22.200</b>			<b>142.850</b>
	TSILIDIS Giorgos		3.5 8.000	11.500 <b>60</b>	2.3 8.550	10.850 <b>62</b>	3.3 8.800	12.100 <b>43</b>								<b>34.450</b>
	GOGOS Petros		3.8 7.750	11.550 <b>56</b>					4.0 8.800	12.800 <b>50</b>	3.2 8.800	12.000 <b>53</b>	2.0 8.450	10.450 <b>69</b>		<b>46.800</b>
	SAVVA Neofytos				3.9 8.450	12.350 <b>22</b>	4.0 8.800	12.800 <b>17</b>	3.2 9.050	12.250 <b>61</b>	3.9 8.550	12.450 <b>31</b>	3.6 8.150	11.750 <b>43</b>		<b>61.600</b>
20	<b>Greece</b>	GRE	<b>22.050</b>		<b>23.250</b>		<b>23.350</b>		<b>25.350</b>		<b>24.650</b>		<b>23.150</b>			<b>141.800</b>
	CHATZIOANNIDIS Kyriakos		3.9 7.250	11.150 <b>71</b>	2.6 7.100	9.700 <b>74</b>			4.0 8.850	12.750 <b>52</b>	3.5 8.600	12.100 <b>48</b>				<b>45.700</b>
	EMINIDIS Serafeim				4.6 8.950	13.550 <b>5</b>	3.8 8.350	12.150 <b>42</b>	4.0 8.600	12.600 <b>55</b>	4.0 8.550	12.550 <b>27</b>	3.6 8.300	11.900 <b>40</b>		<b>62.750</b>
	MELIKSETIAN Angelos Artases		4.8 6.700	10.900 <b>74</b>	0.600		3.5 7.700	11.200 <b>64</b>					3.6 7.650	11.250 <b>52</b>		<b>33.350</b>
21	<b>Israel</b>	ISR	<b>24.700</b>		<b>23.400</b>		<b>23.900</b>		<b>26.200</b>		<b>21.500</b>		<b>22.050</b>			<b>141.750</b>
	ORTAL Ron		4.2 8.500	12.600 <b>25</b>	3.6 8.550	12.150 <b>28</b>	3.7 8.500	12.200 <b>40</b>	4.0 9.300	13.300 <b>24</b>	3.6 8.400	12.000 <b>54</b>	3.8 7.000	10.800 <b>65</b>		<b>73.050</b>
	HACOHEN Erez		3.5 8.600	12.100 <b>41</b>	3.1 8.150	11.250 <b>53</b>	3.6 8.100	11.700 <b>52</b>	3.2 9.700	12.900 <b>40</b>	3.8 5.700	9.500 <b>77</b>	2.9 8.350	11.250 <b>50</b>		<b>68.700</b>



## Team Results

Rank	Name	NOC Code													SJ Pen	Total
			D E	Total Rk. Pen.	D E	Total Rk. Pen.	D E	Total Rk. Pen.	D E	Total Rk. Pen.	D E	Total Rk. Pen.	D E	Total Rk. Pen.		
22	<b>Luxembourg</b>	LUX	<b>24.650</b>		<b>20.950</b>		<b>23.150</b>		<b>26.050</b>		<b>24.250</b>		<b>22.100</b>			<b>141.150</b>
	PALERMO Joy		4.2 8.500	12.700 24	3.1 6.900	10.000 69					2.1 8.800	10.900 62				<b>33.600</b>
	KAYSER Mathis				3.1 7.850	10.950 61	3.3 8.500	11.800 46	4.0 9.050	13.050 35	3.4 9.050	12.450 30	3.2 8.000	11.200 53		<b>59.450</b>
	MANGEN Ben		4.0 7.950	11.950 49			2.8 8.850	11.350 59	4.0 9.000	13.000 37	3.0 8.800	11.800 61				<b>48.100</b>
23	<b>Lithuania</b>	LTU	<b>22.600</b>		<b>22.900</b>		<b>24.150</b>		<b>24.600</b>		<b>22.800</b>		<b>23.450</b>			<b>140.500</b>
	PADEGIMAS Kristijonas				5.4 7.650	13.050 11										<b>13.050</b>
	MURENAS Martynas		4.1 6.650	10.750 76			3.5 8.300	11.800 48	3.2 8.500	11.700 71	3.8 8.100	11.900 59	3.4 8.500	11.900 39		<b>58.050</b>
	GRIKINIS Nedas		4.0 7.850	11.850 51	3.3 6.550	9.850 72	4.3 8.050	12.350 39	4.0 8.900	12.900 42	4.1 6.800	10.900 74	4.1 7.450	11.550 45		<b>69.400</b>
24	<b>Finland</b>	FIN	<b>22.700</b>		<b>21.500</b>		<b>22.150</b>		<b>25.650</b>		<b>24.400</b>		<b>21.700</b>			<b>138.100</b>
	KARPPINEN Iiro		4.0 7.050	10.750 75			2.9 8.050	10.950 67	4.0 8.750	12.750 53	3.1 9.000	12.100 47				<b>46.550</b>
	JAAKOLA Taavi		3.8 8.250	11.950 48	3.0 6.800	9.800 73	3.1 8.400	11.200 63	4.0 8.900	12.900 42	3.5 8.800	12.300 34	2.3 8.350	10.650 66		<b>68.800</b>
	NIKKOLA Niilo				3.3 8.400	11.700 42							2.6 8.450	11.050 59		<b>22.750</b>





## Team Results

Rank	Name	NOC Code													SJ Pen	Total
			D	Total Rk.	D	Total Rk.	D	Total Rk.	D	Total Rk.	D	Total Rk.	D	Total Rk.		
			E	Pen.	E	Pen.	E	Pen.	E	Pen.	E	Pen.	E	Pen.		
25	<b>Poland</b>	POL	<b>21.800</b>		<b>22.850</b>		<b>22.500</b>		<b>23.850</b>		<b>22.850</b>		<b>21.600</b>			<b>135.450</b>
	KORBIEL Franciszek		2.9	10.650 <b>77</b>	4.0	11.300 <b>52</b>	3.0	10.650 <b>71</b>			3.1	10.700 <b>76</b>	2.2	9.900 <b>73</b>		<b>53.200</b>
			8.050	0.300	7.300		7.950	0.300			7.600		7.700			
	KOLODZIEJCZYK Karol				3.0	11.550 <b>46</b>			4.0	11.150 <b>75</b>						<b>22.700</b>
					8.550				7.450	0.300						
	KOPERSKI Filip		3.4	11.150 <b>69</b>			3.4	11.850 <b>45</b>	4.0	12.700 <b>54</b>	3.2	12.150 <b>41</b>	3.4	11.700 <b>44</b>		<b>59.550</b>
			8.050	0.300			8.450		8.700		8.950		8.300			
26	<b>Iceland</b>	ISL	<b>23.050</b>		<b>20.450</b>		<b>21.850</b>		<b>23.900</b>		<b>23.550</b>		<b>22.500</b>			<b>135.300</b>
	KRISTINSSON Ari				3.7	10.500 <b>64</b>	2.3	10.250 <b>75</b>			3.0	12.000 <b>52</b>				<b>32.750</b>
					6.800		8.250	0.300			9.000					
	RAGNARSSON Lukas Ari		3.8	11.550 <b>56</b>			3.3	11.600 <b>54</b>	3.2	12.250 <b>61</b>	2.5	11.550 <b>65</b>	2.8	11.350 <b>47</b>		<b>58.300</b>
			7.750				8.300		9.050		9.050		8.550			
	KARASON Stefan Mani		2.9	11.500 <b>59</b>	2.2	9.950 <b>70</b>			3.2	11.650 <b>72</b>			2.6	11.150 <b>55</b>		<b>44.250</b>
			8.600		7.750				8.750	0.300			8.550			

LEGEND	Horizontal bar	Parallel bars	Vault	Rings	Pommel horse	Floor exercise
<b>E</b> Execution		<b>D</b> Difficulty	<b>Rk.</b> Ranking	<b>Pen</b> Penalty		